**Year 5 Homework Bingo – Autumn 2 -PURPLE**

Alongside your **daily reading**, **spelling** and **times tables (Times Table Rock Stars)** practice, we challenge you also to complete the below activities over the half term. For creative, performance or practical tasks, please share photos of your work (if you can't physically bring the items into school).

<table>
<tr>
<td>Science<br>Make a Parachute<br>Task: Create a parachute for a toy using plastic bag or tissue paper and string.<br>Instructions: Drop it from a height and time how long it takes to fall.<br>Challenge: Try different materials and record the times.</td>
<td>Writing<br>Write a short underground adventure story<br>Task: Write a short story about a child who discovers a hidden tunnel or underground world beneath their street.<br>Focus: Descriptive language, setting, paragraphs.<br>Here is how you could start the story: "One morning, I noticed a strange crack in the pavement… I knelt down to take a closer look…"</td>
<td>Practical<br>Design your own underground map.<br>Task: Draw a colourful underground map, like a cross-section, showing what's under a busy street.<br>Include: Layers of soil, transport tunnels, creatures, fossils, pipes, maybe even secret hideouts!<br>Optional: Add labels and a compass.</td>
<td>Geography<br>Create a 3D water cycle model<br>Task: Use materials from around the house (cardboard, cotton wool, string, foil, etc.) to build a 3D model showing the water cycle.<br>Must include Evaporation, Condensation, Precipitation, Collection<br>Extension: Add labels and arrows to explain each stage.</td>
<td>Writing<br>Write a diary entry from the point of view of a creature or person who lives or works underground.<br><br>Examples: A mole exploring new tunnels. A worm digging through soil. A miner discovering something unusual.</td>
</tr>
<tr>
<td>Practical<br>Design a time capsule<br>Task: Pretend you're burying a time capsule beneath your street for future archaeologists.<br>Draw or list 10 things you'd put inside and explain why they represent life today.</td>
<td colspan="3" rowspan="2"><br>Use this picture to help with the writing task.<br><br>For every piece of homework complete you will receive 10 dojos!<br><br></td>
<td>Maths<br>Using a supermarket website. You have £20 what 5 items would you buy? Work out the total cost by adding the amounts. How much change would you have?</td>
</tr>
<tr>
<td>Writing<br>Task: Describe what you might see, hear, and feel in an underground cavern, sewer, cave, or tunnel. Try to include expanded noun phrases, similes, sensory language.<br>Prompt: "As I stepped into the tunnel, the world above disappeared…"</td>
<td>ICT<br>Create a PowerPoint on life underground. Try to include what animals live underground? The history of humans underground. What are they layers of the earth?<br>How do pipes work? How do roots and animals prevent flooding?</td>
</tr>
<tr>
<td>PE<br>Create a fun warm up game to be used in a PE lesson. Can you include the benefits of a warm up and why we need them in our PE lessons?</td>
<td>Art<br>Task: Create a colourful firework sky scene using any art materials you have at home.<br>Options: Chalk on black paper, Crayons or oil pastels, Paint with toothbrush splatter or cotton buds, Glitter for sparkle. If you need black paper, ask your teacher.</td>
<td>Maths<br>Design a board game using maths questions (times tables, fractions, word problems) for other people to play. Can your maths board game have at least 20 questions?</td>
<td>Science<br>Famous Scientist Fact File<br>Task: Research Isaac Newton or Galileo Galilei and their contributions to the study of forces.<br>Write a fact file or create a mini poster.</td>
<td>Practical<br>Task: Create a model or drawing of a creature that lives beneath the surface.<br>Choose: Mole, worm, badger, ant, or invent your own underground animal!<br>Extension: Write a fact file or care guide about it.</td>
</tr>
</table>

**Year 5 Homework Bingo – Autumn 2 -BLUE**

Alongside your **daily reading**, **spelling** and **times tables (Times Table Rock Stars)** practice, we challenge you also to complete the below activities over the half term. For creative, performance or practical tasks, please share photos of your work (if you can't physically bring the items into school).

| | | | | |
|---|---|---|---|---|
| **Science**<br>**Make a Parachute**<br>**Task:** Create a parachute for a toy using plastic bag or tissue paper and string.<br>**Instructions:** Drop it from a height and time how long it takes to fall.<br>**Challenge:** Try different materials and record the times. | **Writing**<br>**Write a short underground adventure story**<br>**Task:** Write a short story about a child who discovers a hidden tunnel or underground world beneath their street.<br>Here is a starting line to your story.<br>"One morning, I noticed a strange crack in the pavement… I knelt down to take a closer look…" | **Practical**<br>Design your own underground map.<br>**Task:** Draw a colourful underground map, like a cross-section, showing what's under a busy street.<br>**Include:** Layers of soil, transport tunnels, creatures, fossils, pipes, maybe even secret hideouts!<br>**Optional:** Add labels and a compass. | **Geography**<br>**Create a 3D water cycle model**<br>**Task:** Use materials from around the house (cardboard, cotton wool, string, foil, etc.) to build a 3D model showing the water cycle.<br>**Must include** Evaporation, Condensation, Precipitation, Collection<br>**Extension:** Add labels and arrows to explain each stage. | **Writing**<br>Write a diary entry from the point of view of a creature or person who lives or works underground.<br><br>**Examples:** A mole exploring new tunnels. A worm digging through soil. A miner discovering something unusual. |
| **Practical**<br>**Design a time capsule**<br>**Task:** Pretend you're burying a time capsule beneath your street for future archaeologists.<br>**Draw or list 8 things you'd put inside** and explain why they represent life today. | <br>Use this picture to help with the writing task. | For every piece of homework complete you will receive 10 dojos! |  | **Maths**<br>Using a supermarket website. You have £10 what 3 items would you buy? Work out the total cost by adding the amounts.<br>Bonus: Can you work out how much change you would receive? |
| **Writing**<br>**Task:** Describe what you might see, hear, and feel in an underground cavern, sewer, cave, or tunnel. Try to include expanded noun phrases, similes, sensory language.<br>**Prompt:** *"As I stepped into the tunnel, the world above disappeared…"* | | | | **ICT**<br>Create a PowerPoint on life underground. Try to include what animals live underground? The history of humans underground. What are they layers of the earth?<br>How do pipes work? How do roots and animals prevent flooding? |
| **PE**<br>Create a fun warm up game to be used in a PE lesson. Can you include the benefits of a warm up and why we need them in our PE lessons? | **Art**<br>**Task:** Create a colourful firework sky scene using any art materials you have at home.<br>**Options:** Chalk on black paper, Crayons or oil pastels, Paint with toothbrush splatter or cotton buds, Glitter for sparkle. If you need black paper, ask your teacher. | **Maths**<br>Design a board game using maths questions (times tables, fractions, word problems) for other people to play. Can your maths board game have at least 10 questions? | **Science**<br>**Famous Scientist Fact File**<br>**Task:** Research Isaac Newton or Galileo Galilei and their contributions to the study of forces.<br>Write a fact file or create a mini poster. | **Practical**<br>**Task:** Create a model or drawing of a creature that lives beneath the surface.<br>**Choose:** Mole, worm, badger, ant, or invent your own underground animal!<br>**Extension:** Write a fact file or care guide about it. |

**Year 5 Homework Bingo – Autumn 2 -GREEN**

Alongside your **daily reading**, **spelling** and **times tables (Times Table Rock Stars)** practice, we challenge you also to complete the below activities over the half term. For creative, performance or practical tasks, please share photos of your work (if you can't physically bring the items into school).

| | | | | |
|---|---|---|---|---|
| **Science**<br>**Make a Parachute**<br>**Task:** Create a parachute for a toy using plastic bag or tissue paper and string.<br>**Instructions:** Drop it from a height and time how long it takes to fall.<br>**Challenge:** Try different materials and record the times. | **Writing**<br>**Create a comic strip on an underground adventure story**<br>**Task:** Draw a short story about a child who discovers a hidden tunnel or underground world beneath their street. Can this be 6 boxes drawn to explain your adventure story. | **Practical**<br>Design your own underground map.<br>**Task:** Draw a colourful underground map, like a cross-section, showing what's under a busy street.<br>**Include:** Layers of soil, transport tunnels, creatures, fossils, pipes, maybe even secret hideouts!<br>**Optional:** Add labels and a compass. | **Geography**<br>**Create a 3D water cycle model**<br>**Task:** Use materials from around the house (cardboard, cotton wool, string, foil, etc.) to build a 3D model showing the water cycle.<br>**Must include** Evaporation, Condensation, Precipitation, Collection<br>**Extension:** Add labels and arrows to explain each stage. | **Writing**<br>Write a diary entry from the point of view of a creature or person who lives or works underground.<br><br>**Examples:** A mole exploring new tunnels. A worm digging through soil. A miner discovering something unusual. |
| **Practical**<br>**Design a time capsule**<br>**Task:** Pretend you're burying a time capsule beneath your street for future archaeologists.<br>**Draw or list 6 things you'd put inside** and explain why they represent life today. | <br>Use this picture to help with the writing task. | | For every piece of homework complete you will receive 10 dojos!<br> | **Maths**<br>Using a supermarket website. You have £10 what 3 items would you buy? Work out the total cost by adding the amounts. |
| **Writing**<br>**Task:** Describe what you might see, hear, and feel in an underground cavern, sewer, cave, or tunnel.<br>**Prompt:** "As I stepped into the tunnel, the world above disappeared…" Can you carry on from this sentence? | | | | **ICT**<br>Create a PowerPoint on life underground. Try to include what animals live underground? The history of humans underground. What are they layers of the earth?<br>How do pipes work? How do roots and animals prevent flooding? |
| **PE**<br>Create a fun warm up game to be used in a PE lesson. Can you include the benefits of a warmup and why we need them in our PE lessons? | **Art**<br>**Task:** Create a colourful firework sky scene using any art materials you have at home.<br>**Options:** Chalk on black paper, Crayons or oil pastels, Paint with toothbrush splatter or cotton buds, Glitter for sparkle. If you need black paper, ask your teacher. | **Maths**<br>Design a board game using maths questions (times tables, fractions, word problems) for other people to play. Can your maths board game have at least 8 questions? | **Science**<br>**Famous Scientist Fact File**<br>**Task:** Research Isaac Newton or Galileo Galilei and their contributions to the study of forces.<br>Write a fact file or create a mini poster. | **Practical**<br>**Task:** Create a model or drawing of a creature that lives beneath the surface.<br>**Choose:** Mole, worm, badger, ant, or invent your own underground animal!<br>**Extension:** Write a fact file or care guide about it. |