































## Year 3 Homework Bingo - Violet

In addition to daily reading and practising your times tables and spellings throughout each week, we challenge you to also complete the below activities over the half term. Can you climb the pyramid? You can earn house points for each completed block of the pyramid. **Parents – Please send in a photo of any practical/creative work that your child.**

<p><b>Complete 4 activities – 10 house points</b>  <b>Complete 8 activities – 20 house points</b>  <b>Complete 12 activities – 30 house points</b>  <b>Complete the grid for a special reward</b></p>	 <p><b>Maths</b>            Write out your daily schedule including the time of day you complete each task. Time how long it takes you to do certain things, e.g. brushing your teeth.</p>	 <p><b>Writing</b>            Write a short poem about a plant or a tree, focusing on describing its appearance, the environment around it or the plant's growth process.</p>	 <p><b>PSHE</b>            Write down one thing every day that you are grateful for. Start for just a week and look back at the end of the week. It can be little things like ‘I’m grateful the sun is shining today.’</p>
 <p><b>Visit</b>            Visit a local park or garden centre. write a short report describing the different types of plants you saw, including trees, flowers and shrubs.</p>	 <p><b>Spanish</b>            Teach a family member how to say hello and introduce themselves then practise having a conversation.</p>	 <p><b>Art</b>            Look at flowers in your garden, house, at the park or online. Pick one to draw. Look carefully at the shape of the petals, the texture. Can you recreate it?</p>	 <p><b>Geography</b>            Choose a capital city and create a fact file on it. Can you find more than 10 facts.</p>
 <p><b>Writing</b>            Design your own plant and describe what it would look like and where it would grow (e.g., in a desert, rainforest, or under the sea). Can you also explain how it survives in its environment?</p>	 <p><b>PSHE</b>            Think of an advert for toothpaste or a new type of toothbrush that helps people learn about looking after their dental hygiene. Act it out, write it down or draw a poster.</p>	 <p><b>Science</b>            Create a 3D model of a plant using paper, card, clay, playdough, Lego or any craft materials.</p>	 <p><b>Maths</b>            Find some flowers in your garden or at the park. Choose 3 of them and count the petals on each one. Write some calculations using the numbers.</p>
 <p><b>Geography</b>            Research as many countries capital cities as you can. Write them all down. Can you sort them into northern and southern hemisphere?</p>	 <p><b>Art</b>            Research the image ‘Sunflowers’ by Van Gogh Can you create your own sunflower drawing/ painting. What can you find out about Vincent Van Gogh?</p>	 <p><b>Physical</b>            Go out on a walk in your local area. While walking, look out for the different places that plants are growing.</p>	 <p><b>R.E.</b>            Look at the use of plants in Islamic art. Find a design you like and see if you can recreate it. Can you find out why plants are, but people are not, used in Islamic art?</p>








## Year 3 Homework Bingo – Forget-me-not

In addition to daily reading and practising your times tables and spellings throughout each week, we challenge you to also complete the below activities over the half term. Can you climb the pyramid? You can earn house points for each completed block of the pyramid. **Parents – Please send in a photo of any practical/creative work that your child.**

<p><b>Complete 4 activities – 10 house points</b>  <b>Complete 8 activities – 20 house points</b>  <b>Complete 12 activities – 30 house points</b>  <b>Complete the grid for a special reward</b></p>	 <p><b>Maths</b>            Write out your daily schedule including the time of day you complete each task. Time how long it takes you to do certain things, e.g. brushing your teeth.</p>	 <p><b>Writing</b>            Write a short poem about a plant or a tree, focusing on describing its appearance, the environment around it or the plant's growth process.</p>	 <p><b>PSHE</b>            Write down one thing every day that you are grateful for, start for just a week and look back at the end of the week. It can be little things like 'I'm grateful the sun is shining today.'</p>
 <p><b>Visit</b>            Visit a local park or garden centre. write a short report describing the different types of plants you saw, including trees, flowers and shrubs.</p>	 <p><b>Spanish</b>            Teach a family member how to say hello and introduce themselves then practise having a conversation.</p>	 <p><b>Art</b>            Look at flowers in your garden, house, at the park or online. Pick one to draw. Look carefully at the shape of the petals, the texture. Can you recreate it?</p>	 <p><b>Geography</b>            Choose a capital city and create a fact file on it. Can you find more than 10 facts?</p>
 <p><b>Writing</b>            Design your own plant What does it look like? Describe where it would grow (e.g., in a desert, rainforest, or under the sea). Can you also explain how it survives in its environment?</p>	 <p><b>PSHE</b>            Think of an advert for toothpaste or a new type of toothbrush that helps people learn about looking after their dental hygiene. Act it out, write it down or draw a poster.</p>	 <p><b>Science</b>            Create a 3D model of a plant using paper, card, clay, playdough, Lego or any craft materials.</p>	 <p><b>Maths</b>            Find some flowers in your garden or at the park. Choose 3 of them and count the petals on each one. Write some calculations using the numbers.</p>
 <p><b>Geography</b>            Research as many countries capital cities as you can. Write them all down.</p>	 <p><b>Art</b>            Research the image 'Sunflowers' by Van Gogh, can you create your own sunflower drawing/ painting.</p>	 <p><b>Physical</b>            Go out on a walk in your local area. While walking, look out for the different places that plants are growing.</p>	 <p><b>R.E.</b>            Look at the use of plants in Islamic art. Find a design you like and see if you can recreate it.</p>

## Year 3 Homework Bingo - Sunflower

In addition to daily reading and practising your times tables and spellings throughout each week, we challenge you to also complete the below activities over the half term. Can you climb the pyramid? You can earn house points for each completed block of the pyramid. **Parents – Please send in a photo of any practical/creative work that your child.**

<p><b>Complete 4 activities – 10 house points</b>  <b>Complete 8 activities – 20 house points</b>  <b>Complete 12 activities – 30 house points</b>  <b>Complete the grid for a special reward</b></p>	 <p><b>Maths</b>            Write out your daily schedule including the time of day you complete each task.</p>	 <p><b>Writing</b>            Write an acrostic poem about a plant or a tree, focusing on describing its appearance, the environment around it or the plant's growth process.</p>	 <p><b>PSHE</b>            Write down one thing every day that you are grateful for, start for just a week and look back at the end of the week. It can be little things like 'I'm grateful the sun is shining today.'</p>
 <p><b>Visit</b>            Visit a local park or garden centre and make a bullet point list of the plants you saw. Pick one and write a description of it.</p>	 <p><b>Spanish</b>            Teach a family member how to say hello and introduce themselves then practise having a conversation.</p>	 <p><b>Art</b>            Look at flowers in your garden, house, at the park or online. Pick one to draw. Look carefully at the shape of the petals, the texture. Can you recreate it?</p>	 <p><b>Geography</b>            Choose a capital city and create a fact file on it. Can you find more than 10 facts?</p>
 <p><b>Writing</b>            Design your own plant what it would look like and describe where it would grow (e.g., in a desert, rainforest or under the sea).</p>	 <p><b>PSHE</b>            Think of an advert for toothpaste or a new type of toothbrush to remind people how important it is to brush their teeth. Act it out, write it down or draw a poster.</p>	 <p><b>Science</b>            Create a 3D model of a plant or flower using paper, card, clay, playdough, Lego or any craft materials.</p>	 <p><b>Maths</b>            Find some flowers in your garden or at the park. Choose 3 of them and count the petals on each one. Write some calculations using the numbers.</p>
 <p><b>Geography</b>            Pick 5 countries from around the world and find out what their capital city is.</p>	 <p><b>Art</b>            Research the image 'Sunflowers' by Van Gogh, can you create your own sunflower drawing/ painting.</p>	 <p><b>Physical</b>            Go out on a walk in your local area. While walking, look out for the different places that plants are growing.</p>	 <p><b>R.E.</b>            Look at the use of plants in Islamic art. Find a design you like and see if you can recreate it.</p>